



Flat Polish




Waterfall




Beaded Bevel




Pencil Polish



Triple Bevel




Scooped Edge




1" Bevel



Bullnose



Chipped Edge




OGEE with 1" bevel



OGEE




Double Scooped Edge



45 Degree Mitre



Flat Polish



Waterfall on Diamante Glass

PRODUCTS & SERVICES

- Beveling
- Finger Pulls
- Notches
- Plategrooving
- Polishing
- Sandblasting/Frosting
- Shaped Beveling
- Tempering

THICKNESS

- 1/8" to 1"

BEVEL SIZES

- 1/2" to 2" (Custom sizes also available)

TYPES OF GLASS

- Clear, Bronze, Grey, Peach, Gluechip, Starphire, Rain, Reed, Diamante, Acid Etched, Blue, Black & Green
- Beveled Strips
- Laminated & Shower Door Glass
- Standard Size Tops Available
- Shatter/Cracked Glass (also available in other colors)

TYPES OF MIRRORS

- Clear, Bronze, Grey, Peach, Black, Blue, Green, Diamante & Antique

FABRICATION (Not Shown)

- Dimple
- Ocean Wave
- Chipped/Frost
- Rope Edge
- Double Bevel
- Full Bullnose

QUALITY GLASS AT COMPETITIVE PRICES!

(562) 529-2300

(562) 529-3555 Fax

CUSTOM GLASS



FABRICATORS

www.customglass.us

Custom
Glass
fabricators